


# Handwriting MAKES ME

H A P P Y 



Pre-Primer Dolch Words  
HANDWRITING & WORD WORK  
2 Sets of Word Cards  
ENGAGING ACTIVITY SHEETS  
20 Task Cards

BY W. ABBY MULLINS AT THE INSPIRED APPLE



# What's Inside...

Hey, Teacher Friends!

I know your time is limited, and it's important to get as much bang for your buck when it comes to the activities you choose for your students. And, while handwriting seems to be a lost subject these days, I can't help but want my kiddos to have legible penmanship. PLUS, research suggests that handwriting is crucial to overall literacy, motor, and cognitive development! So, I developed a resource that will combine handwriting with another necessary skill - learning sight words! Two birds with one stone! BAM!

PS. I intentionally chose a plain font to use throughout to ensure consistency across resources and formatting. It is 'Print-Regular' by Fonts4Teachers, if you want to check it out!

Enjoy!

*Babbling Abby* ☺

- Plain Dolch Sight Word Cards
- Pink Border Dolch Sight Word Cards
- Dolch Sight Word Activity Sheets
- 20 Handwriting Task Cards
- Thank You & Credits





# What's Inside...

## Plain & Decorative Pre-Primer Dolch Word Cards

after	again
an	any
ask	as
by	could

a	and
away	big
blue	can
come	down

### Suggestions for Use:

- Use with included task cards
- Flashcards
- Send home with students for extra practice
- Add to pocket chart to display in classroom
- Put in clear plastic sleeve to use with dry erase markers
- Use for tracing, copying, writing resources





# What's Inside...

## Dolch Word Activity Sheets

**My Name:** \_\_\_\_\_

**1** Use different writing tools to trace the word **after**. Write the word in each letter box with a pencil.

**2** Write the word in the letter boxes with a pencil.

**3** Copy the word on each line.

after after after

after after after after

after after after after

after after after after

**4** Trace the sentence. Copy the sentence on each line in pencil. Highlight the sight word **after** in each sentence.

Let's go after dinner.

\_\_\_\_\_


\_\_\_\_\_

Each activity sheet is exactly the same, and includes opportunities to trace the word, write the word using letter boxes, copy the word, and copy a sentence that includes the word.

## 20 Handwriting Task Cards


**TASK 1**

Choose 3 words. Write them in the air with your finger.

put 


**TASK 2**

Choose 3 words. Write them in the palm of your hand with your finger.

as 


**TASK 3**

Choose 3 words. Write them on a piece of paper over a textured surface.



**TASK 4**

Choose 3 words. Write them on a magnetic drawing board.



There are 20 different task cards that use things you probably have around the classroom, including: sand paper (or any other textured surface), magnetic boards, crayons/markers, pennies, popsicle sticks, dry erase boards, playdoh, sand, yarn, blocks, stickers, Bingo daubers, pipe cleaners, pins/tacks, and good ol' notebook paper! Perfect for word work and/or centers!



a

and

away

big

blue

can

come

down

find

for

funny

go

help

here

I

in

i s

i t

j u m p

l i t t l e

l o o k

m a k e

m e

m y

not

one

play

red

run

said

see

the



three

to

two

up

we

where

yellow

you

a

and

away

big

blue

can

come

down

find

for

funny

go

help

here

I

in

is

it

jump

little

look

make

me

my

not

one

play

red

run

said

see

the

three

to

two

up

we

where

yellow

you

# My Name: \_\_\_\_\_

1

Use different writing tools to trace the word. Last, write the word in pencil.

2

Write the word in the letter boxes with a pencil.

3

Copy the word in pencil on each line.



Tracing practice for the word 'a' on five sets of handwriting lines. Each set includes a solid 'a', a dashed 'a', and a blank space for independent practice.

Letter box practice for the word 'a' on five sets of handwriting lines. Each set includes a box with a solid 'a', a dashed box, and a blank box for independent practice.

Copying practice for the word 'a' on five sets of handwriting lines. Each set includes a solid 'a' on the top line and a blank space for copying on the bottom line.

4

Trace the sentences. Fill in the missing sight word on the line.

Sentence tracing and word identification practice. The first row shows the sentence 'I see a dog.' with the word 'a' underlined. The second row shows the same sentence with 'I see' and 'dog' as dashed lines for tracing, and a blank space for writing the missing word 'a'.

# My Name: \_\_\_\_\_

**1** Use different writing tools to trace the word. Last, write the word in pencil.

and



and



and



and



and



and

**2** Write the word in the letter boxes with a pencil.

and

and

and

and

and

**3** Copy the word in pencil on each line.

and

\_\_\_\_\_

\_\_\_\_\_

\_\_\_\_\_

\_\_\_\_\_

**4** Trace the sentences. Fill in the missing sight word on the line..

It is red and yellow.

It is red \_\_\_\_\_ yellow.



**M** **y** **N** **a** **m** **e** : \_\_\_\_\_

**1** Use different writing tools to trace the word. Last, write the word in pencil.

**2** Write the word in the letter boxes with a pencil.

**3** Copy the word in pencil on each line.

away

away

away



away

away



away



away



away



away

away

**4** Trace the sentences. Fill in the missing sight word on the line.

I will go away.

I will go \_\_\_\_\_.

My Name: \_\_\_\_\_

1 Use different writing tools to trace the word. Last, write the word in pencil.

big

big

big

big

big

2 Write the word in the letter boxes with a pencil.

big

big

big

big

big

big

3 Copy the word in pencil on each line.

big

big

big

big

big

big

4 Trace the sentences. Fill in the missing sight word on the line..


It was big.


It was \_\_\_\_\_.


**M** **y** **N** **a** **m** **e** : \_\_\_\_\_


**1** Use different writing tools to trace the word. Last, write the word in pencil.


blue

 blue

 blue

 blue

 blue

 \_\_\_\_\_

**2** Write the word in the letter boxes with a pencil.

blue

\_\_\_\_\_

\_\_\_\_\_

\_\_\_\_\_

\_\_\_\_\_

**3** Copy the word in pencil on each line.

blue

\_\_\_\_\_

\_\_\_\_\_

\_\_\_\_\_

\_\_\_\_\_

**4** Trace the sentences. Fill in the missing sight word on the line..

The bird is blue.

The bird is \_\_\_\_\_.

# My Name: \_\_\_\_\_

1

Use different writing tools to trace the word. Last, write the word in pencil.

2

Write the word in the letter boxes with a pencil.

3

Copy the word in pencil on each line.

can

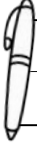
can

can



can

can



can

can



can

can



can

can



4

Trace the sentences. Fill in the missing sight word on the line.

I can jump.

I can \_\_\_\_\_.

# My Name: \_\_\_\_\_

1

Use different writing tools to trace the word. Last, write the word in pencil.

2

Write the word in the letter boxes with a pencil.

3

Copy the word in pencil on each line.

come

come

come



come

come



come

come



come

come



come

come



4

Trace the sentences. Fill in the missing sight word on the line.

Come on over.

come on \_\_\_\_\_.

My Name: \_\_\_\_\_

**1** Use different writing tools to trace the word. Last, write the word in pencil.

down



down



down



down



down



down

**2** Write the word in the letter boxes with a pencil.

down

down

down

down

down

**3** Copy the word in pencil on each line.

down

\_\_\_\_\_

\_\_\_\_\_

\_\_\_\_\_

\_\_\_\_\_

**4** Trace the sentences. Fill in the missing sight word on the line.

Go down here.


Go down here.


# My Name: \_\_\_\_\_


1


Use different writing tools to trace the word. Last, write the word in pencil.


find

 find

 find

 find

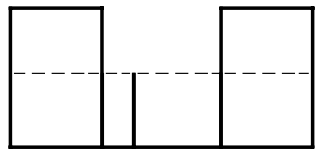
 find

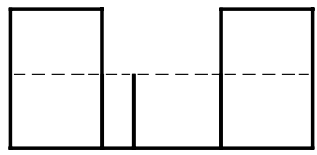


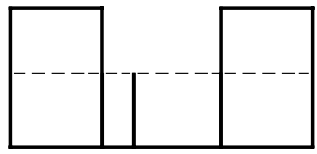
2

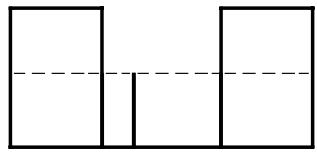
Write the word in the letter boxes with a pencil.

find









3

Copy the word in pencil on each line.

find

\_\_\_\_\_

\_\_\_\_\_

\_\_\_\_\_

\_\_\_\_\_

\_\_\_\_\_

\_\_\_\_\_

4

Trace the sentences. Fill in the missing sight word on the line.

Did you find it?

Did you \_\_\_\_\_ it?

# My Name: \_\_\_\_\_

**1** Use different writing tools to trace the word. Last, write the word in pencil.

for



for



for



for



for



for

**2** Write the word in the letter boxes with a pencil.

for

for

for

for

for

**3** Copy the word in pencil on each line.

for

for

for

for

for

**4** Trace the sentences. Fill in the missing sight word on the line.

This is for me.

This is \_\_\_\_\_ me.



# My Name: \_\_\_\_\_

1

Use different writing tools to trace the word. Last, write the word in pencil.

2

Write the word in the letter boxes with a pencil.

3

Copy the word in pencil on each line.

funny

funny

funny



funny

funny



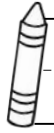
funny

funny



funny

funny



funny

funny



\_\_\_\_\_

\_\_\_\_\_

\_\_\_\_\_

\_\_\_\_\_

\_\_\_\_\_

\_\_\_\_\_

\_\_\_\_\_

\_\_\_\_\_

\_\_\_\_\_

\_\_\_\_\_

4

Trace the sentences. Fill in the missing sight word on the line.

The boy is funny.

The boy is \_\_\_\_\_.

**M** **y** **N** **a** **m** **e** : \_\_\_\_\_  
: \_\_\_\_\_  
: \_\_\_\_\_

**1** Use different writing tools to trace the word. Last, write the word in pencil.

**2** Write the word in the letter boxes with a pencil.

**3** Copy the word in pencil on each line.



g o

g o

g o

g o

g o

g o

g o

g o

g o

g o

g o

\_\_\_\_\_

\_\_\_\_\_

\_\_\_\_\_

**4** Trace the sentences. Fill in the missing sight word on the line.

I will go home.

I will \_\_\_\_\_ home.

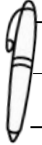
# My Name: \_\_\_\_\_

**1** Use different writing tools to trace the word. Last, write the word in pencil.

help



help



help



help



help



**2** Write the word in the letter boxes with a pencil.

help

Letter boxes for the word 'help'.

Letter boxes for the word 'help'.

Letter boxes for the word 'help'.

Letter boxes for the word 'help'.

**3** Copy the word in pencil on each line.

help

Blank handwriting lines for copying the word 'help'.

**4** Trace the sentences. Fill in the missing sight word on the line.

Can you help?


Can you \_\_\_\_\_?


My Name: \_\_\_\_\_


1


Use different writing tools to trace the word. Last, write the word in pencil.


here

 here

 here

 here

 here

 \_\_\_\_\_

2

Write the word in the letter boxes with a pencil.

here

\_\_\_\_\_

\_\_\_\_\_

\_\_\_\_\_

\_\_\_\_\_

3

Copy the word in pencil on each line.

here

\_\_\_\_\_

\_\_\_\_\_

\_\_\_\_\_

\_\_\_\_\_

4

Trace the sentences. Fill in the missing sight word on the line.

We can go here.

We can go \_\_\_\_\_.

# My Name:

1

Use different writing tools to trace the word. Last, write the word in pencil.

Tracing practice for the word 'I' using various writing tools. The word 'I' is shown on a set of three horizontal lines (top, middle-dashed, bottom). Below this, there are four more sets of lines, each with a different writing tool icon to the left: a marker, a pen, a highlighter, and a pencil. Each set of lines has a dashed 'I' for tracing.

2

Write the word in the letter boxes with a pencil.

Five vertical rectangular boxes for writing the word 'I' with a pencil.

3

Copy the word in pencil on each line.

Tracing practice for the word 'I' using various writing tools. The word 'I' is shown on a set of three horizontal lines (top, middle-dashed, bottom). Below this, there are four more sets of lines, each with a different writing tool icon to the left: a marker, a pen, a highlighter, and a pencil. Each set of lines has a dashed 'I' for tracing.

4

Trace the sentences. Fill in the missing sight word on the line.

I am five.

am five.


**M** **y** **N** **a** **m** **e** : \_\_\_\_\_  
\_\_\_\_\_


**1** Use different writing tools to trace the word. Last, write the word in pencil.


**2** Write the word in the letter boxes with a pencil.


**3** Copy the word in pencil on each line.


in

 in


 in


 in


 in


 \_\_\_\_\_

in









in

\_\_\_\_\_

\_\_\_\_\_

\_\_\_\_\_

\_\_\_\_\_

\_\_\_\_\_

\_\_\_\_\_

\_\_\_\_\_

\_\_\_\_\_

**4** Trace the sentences. Fill in the missing sight word on the line..

Go in there.

Go \_\_\_\_\_ there.

# My Name: \_\_\_\_\_

1

Use different writing tools to trace the word. Last, write the word in pencil.

2

Write the word in the letter boxes with a pencil.

3

Copy the word in pencil on each line.

is

i S

is



is

i S



is

i S



is

i S



is

i S



4

Trace the sentences. Fill in the missing sight word on the line.

This is my mom.

This      my mom.

# My Name: \_\_\_\_\_

1

Use different writing tools to trace the word. Last, write the word in pencil.

it

it

it

it

it

\_\_\_\_\_



2

Write the word in the letter boxes with a pencil.

it

\_\_\_\_\_

\_\_\_\_\_

\_\_\_\_\_

\_\_\_\_\_

3

Copy the word in pencil on each line.

it

\_\_\_\_\_

\_\_\_\_\_

\_\_\_\_\_

\_\_\_\_\_

\_\_\_\_\_

4

Trace the sentences. Fill in the missing sight word on the line..

Where is it?

Where is \_\_\_\_\_?



**M** **y** **N** **a** **m** **e** : \_\_\_\_\_

**1** Use different writing tools to trace the word. Last, write the word in pencil.

**2** Write the word in the letter boxes with a pencil.

**3** Copy the word in pencil on each line.

jump  
jump  
jump  
jump  
jump

Illustrations of a marker, a pen, a highlighter, a crayon, and a pencil are shown next to the corresponding rows of the word 'jump'.

jump

j	u	m	p

jump

\_\_\_\_\_

\_\_\_\_\_

\_\_\_\_\_

\_\_\_\_\_

\_\_\_\_\_

\_\_\_\_\_

**4** Trace the sentences. Fill in the missing sight word on the line..

Can you jump?

Can you \_\_\_\_\_?

# My Name: \_\_\_\_\_

1

Use different writing tools to trace the word. Last, write the word in pencil.

little



little



little



little



little



\_\_\_\_\_

2

Write the word in the letter boxes with a pencil.

little

\_\_\_\_\_

\_\_\_\_\_

\_\_\_\_\_

\_\_\_\_\_

3

Copy the word in pencil on each line.

little

\_\_\_\_\_

\_\_\_\_\_

\_\_\_\_\_

\_\_\_\_\_

4

Trace the sentences. Fill in the missing sight word on the line.

The bug is little.

The bug is \_\_\_\_\_.

# My Name: \_\_\_\_\_

**1** Use different writing tools to trace the word. Last, write the word in pencil.

look



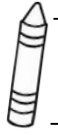
look



look



look



look



\_\_\_\_\_

**2** Write the word in the letter boxes with a pencil.

look

**3** Copy the word in pencil on each line.

look

**4** Trace the sentences. Fill in the missing sight word on the line..

Can I look?

Can I \_\_\_\_\_?

My Name: \_\_\_\_\_

1

Use different writing tools to trace the word. Last, write the word in pencil.

make



make



make



make



make



\_\_\_\_\_

2

Write the word in the letter boxes with a pencil.

make

\_\_\_\_\_

\_\_\_\_\_

\_\_\_\_\_

\_\_\_\_\_

3

Copy the word in pencil on each line.

make

\_\_\_\_\_

\_\_\_\_\_

\_\_\_\_\_

\_\_\_\_\_

4

Trace the sentences. Fill in the missing sight word on the line.

Can I make it?

Can I \_\_\_\_\_ it?

# My Name: \_\_\_\_\_

1

Use different writing tools to trace the word. Last, write the word in pencil.

2

Write the word in the letter boxes with a pencil.

3

Copy the word in pencil on each line.

me

me

me



me

me



me

me



me



me

me



me

me

4

Trace the sentences. Fill in the missing sight word on the line.

This is for me.

This is for \_\_\_\_\_.

# My Name: \_\_\_\_\_

1

Use different writing tools to trace the word. Last, write the word in pencil.



my

my

my

my

my

my

2

Write the word in the letter boxes with a pencil.

my


3

Copy the word in pencil on each line.

my

4

Trace the sentences. Fill in the missing sight word on the line.

It is my pencil.

It is my pencil.

# My Name: \_\_\_\_\_

1

Use different writing tools to trace the word. Last, write the word in pencil.

not



not



not



not



not



not

2

Write the word in the letter boxes with a pencil.

not

not

not

not

not

3

Copy the word in pencil on each line.

not

not

not

not

not

4

Trace the sentences. Fill in the missing sight word on the line.

It is not mine.

It is \_\_\_\_\_ mine.

# My Name: \_\_\_\_\_

1

Use different writing tools to trace the word. Last, write the word in pencil.

2

Write the word in the letter boxes with a pencil.

3

Copy the word in pencil on each line.

one

one

one

one

one

one

one

one

one

one

one

4

Trace the sentences. Fill in the missing sight word on the line.

I want one, too.

I want \_\_\_\_\_, too.



# My Name: \_\_\_\_\_

**1** Use different writing tools to trace the word. Last, write the word in pencil.

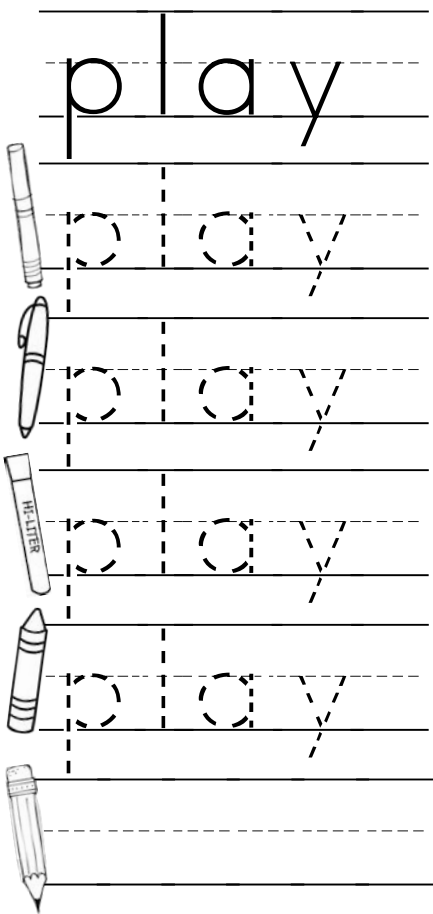
play

play

play

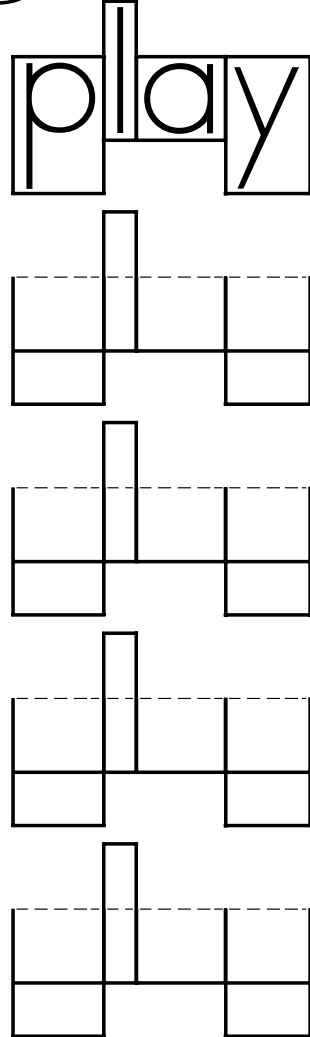
play

play



**2** Write the word in the letter boxes with a pencil.

play

**3** Copy the word in pencil on each line.

play

\_\_\_\_\_

\_\_\_\_\_


\_\_\_\_\_

\_\_\_\_\_

\_\_\_\_\_

\_\_\_\_\_

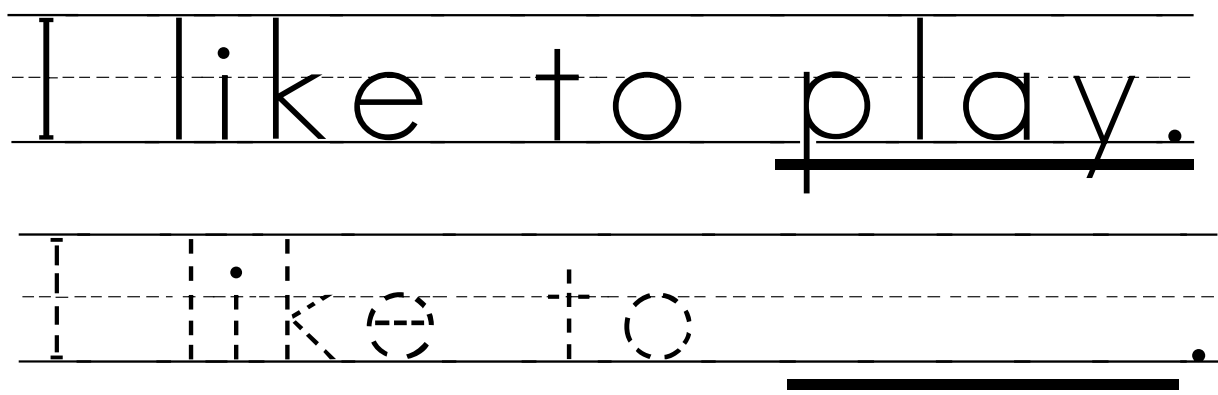
\_\_\_\_\_



**4** Trace the sentences. Fill in the missing sight word on the line.

I like to play.


I like to \_\_\_\_\_.





# My Name: \_\_\_\_\_


**1** Use different writing tools to trace the word. Last, write the word in pencil.


red

 red

 red

 red

 red

 \_\_\_\_\_

**2** Write the word in the letter boxes with a pencil.

red


**3** Copy the word in pencil on each line.

red

\_\_\_\_\_

\_\_\_\_\_

\_\_\_\_\_

\_\_\_\_\_

\_\_\_\_\_

\_\_\_\_\_

\_\_\_\_\_

**4** Trace the sentences. Fill in the missing sight word on the line.

The truck is red.

The truck is \_\_\_\_\_.

# My Name: \_\_\_\_\_

1

Use different writing tools to trace the word. Last, write the word in pencil.

2

Write the word in the letter boxes with a pencil.

3

Copy the word in pencil on each line.

run

run

run



run

run



run

run



run

run



run

run



4

Trace the sentences. Fill in the missing sight word on the line.

We run fast.

We run fast.

# My Name: \_\_\_\_\_

1

Use different writing tools to trace the word. Last, write the word in pencil.

said



said



said



said



said



said

2

Write the word in the letter boxes with a pencil.

said

\_\_\_\_\_

\_\_\_\_\_

\_\_\_\_\_

\_\_\_\_\_

3

Copy the word in pencil on each line.

said

\_\_\_\_\_

\_\_\_\_\_

\_\_\_\_\_

\_\_\_\_\_

4

Trace the sentences. Fill in the missing sight word on the line.

I said, "Yes!"

I \_\_\_\_\_, "Yes!"

# My Name: \_\_\_\_\_

1

Use different writing tools to trace the word. Last, write the word in pencil.

2

Write the word in the letter boxes with a pencil.

3

Copy the word in pencil on each line.

see

see

see

see

see

see

see

see

see

see

see



4

Trace the sentences. Fill in the missing sight word on the line.

I see the fish.

I \_\_\_\_\_ the fish.

# My Name: \_\_\_\_\_

1

Use different writing tools to trace the word. Last, write the word in pencil.

the



the



the



the



the



the

2

Write the word in the letter boxes with a pencil.

the

the

the

the

the

3

Copy the word in pencil on each line.

the

the

the

the

the

4

Trace the sentences. Fill in the missing sight word on the line.


I see the school.


I see \_\_\_\_\_ school.


# My Name: \_\_\_\_\_


**1** Use different writing tools to trace the word. Last, write the word in pencil.


three

 three

 three

 three

 three

 \_\_\_\_\_

**2** Write the word in the letter boxes with a pencil.

three

\_\_\_\_\_

\_\_\_\_\_

\_\_\_\_\_

\_\_\_\_\_

**3** Copy the word in pencil on each line.

three

\_\_\_\_\_

\_\_\_\_\_

\_\_\_\_\_

\_\_\_\_\_

**4** Trace the sentences. Fill in the missing sight word on the line.

I have three.

I have \_\_\_\_\_.

# My Name: \_\_\_\_\_

**1** Use different writing tools to trace the word. Last, write the word in pencil.

to



to



to



to



to



to

**2** Write the word in the letter boxes with a pencil.

to

to

to

to

to

**3** Copy the word in pencil on each line.

red

red

red

red

red

red

red

**4** Trace the sentences. Fill in the missing sight word on the line.

I go to school.

I go \_\_\_\_\_ school.



# My Name: \_\_\_\_\_

**1** Use different writing tools to trace the word. Last, write the word in pencil.

two



two



two



two



two



**2** Write the word in the letter boxes with a pencil.

two

two

two

two

two

**3** Copy the word in pencil on each line.

two

**4** Trace the sentences. Fill in the missing sight word on the line.

I see two ducks.

I see \_\_\_\_\_ ducks.

# My Name: \_\_\_\_\_

**1** Use different writing tools to trace the word. Last, write the word in pencil.

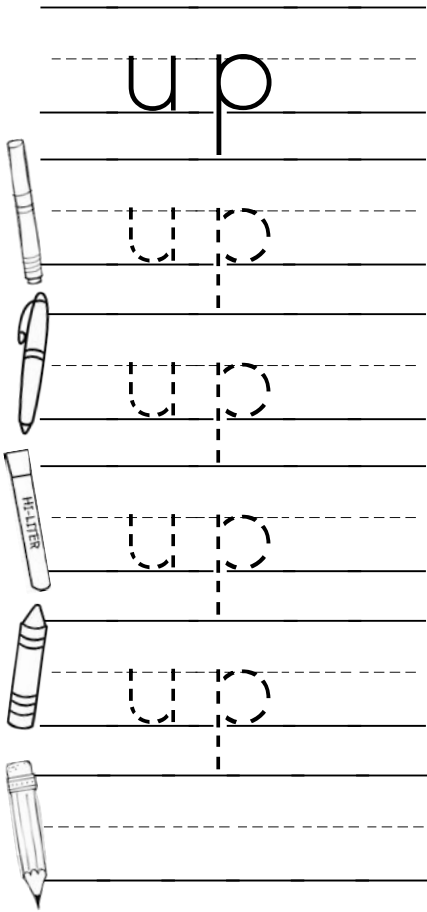
up

up

up

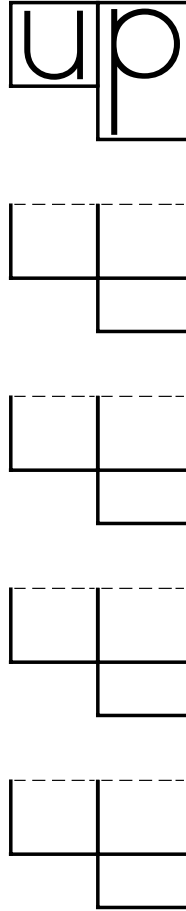
up

up



**2** Write the word in the letter boxes with a pencil.

up

**3** Copy the word in pencil on each line.

up

\_\_\_\_\_


\_\_\_\_\_

\_\_\_\_\_

\_\_\_\_\_

\_\_\_\_\_

\_\_\_\_\_



**4** Trace the sentences. Fill in the missing sight word on the line.

Go up there.

Go \_\_\_\_\_ there.

# My Name: \_\_\_\_\_

**1** Use different writing tools to trace the word. Last, write the word in pencil.

**2** Write the word in the letter boxes with a pencil.

**3** Copy the word in pencil on each line.

w e

w e

w e

w e

w e

w e

w e

**4** Trace the sentences. Fill in the missing sight word on the line..

Can w e come?

Can \_\_\_\_\_ come?

**M** **y** **N** **a** **m** **e** : \_\_\_\_\_

**1** Use different writing tools to trace the word. Last, write the word in pencil.


**2** Write the word in the letter boxes with a pencil.

**3** Copy the word in pencil on each line.


where

where


where

 where


where

 where


where

 where

where

 where

where

 \_\_\_\_\_

**4** Trace the sentences. Fill in the missing sight word on the line..

Where is it?

is it?

**M** **y** **N** **a** **m** **e** : \_\_\_\_\_

**1** Use different writing tools to trace the word. Last, write the word in pencil.

**2** Write the word in the letter boxes with a pencil.

**3** Copy the word in pencil on each line.

yellow


yellow

yellow

yellow

yellow

yellow



yellow

y	e	l	l	o	w

yellow

\_\_\_\_\_

\_\_\_\_\_

\_\_\_\_\_

\_\_\_\_\_

\_\_\_\_\_

\_\_\_\_\_

**4** Trace the sentences. Fill in the missing sight word on the line..

The sun is yellow.

The sun is \_\_\_\_\_.

# My Name: \_\_\_\_\_

1

Use different writing tools to trace the word. Last, write the word in pencil.

2

Write the word in the letter boxes with a pencil.

3

Copy the word in pencil on each line.

you

you

you

you

you

you

you

you

you

you

you

4

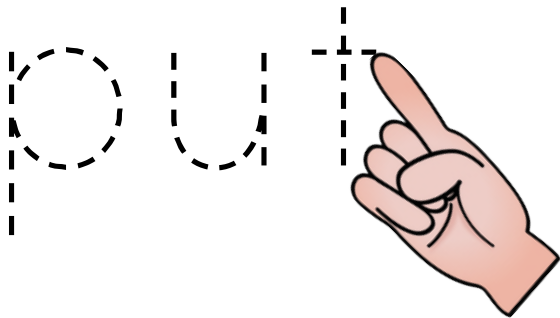
Trace the sentences. Fill in the missing sight word on the line.

How old are you?

How old are \_\_\_\_\_?


# TASK 1

Choose 3 words.  
Write them in the air with your finger.



# TASK 2

Choose 3 words.  
Write them in the palm of your hand with your finger.



# TASK 3

Choose 3 words.  
Write them on a piece of paper over a textured surface.



# TASK 4

Choose 3 words.  
Write them on a magnetic drawing board.




# TASK 5

Choose 3 words.  
Rainbow write the word in red, orange, yellow, green, blue, purple, and pink.



# TASK 6

Choose 3 words.  
Write each word on an index card to make flashcards.



# TASK 7

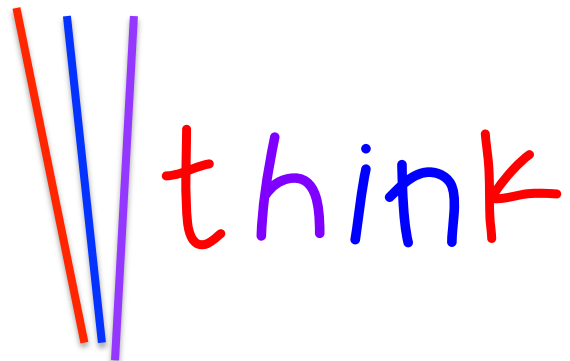
Choose 3 words.  
Write a sentence using each word.

Can I have some apples?



# TASK 8


Choose 3 words.  
Make each word using wax sticks.





# TASK 9

Choose 3 words.  
Make each word  
using popsicle sticks.




# TASK 10

Choose 3 words.  
Make each word  
with pipe cleaners.



# TASK 11

Choose 3 words.  
Make each word  
using bingo daubers.



# TASK 12

Choose 3 words.  
Write the words on  
a dry erase board.



# TASK 13

Choose 3 words.  
Write each word.  
Cover each letter  
with stickers.




# TASK 14

Choose 3 words.  
Write them in white  
crayon. Color over  
each word with  
marker.




# TASK 15

Choose 3 words.  
Make each word  
using pin pricks.



# TASK 16

Choose 3 words.  
Make each word  
using pennies.



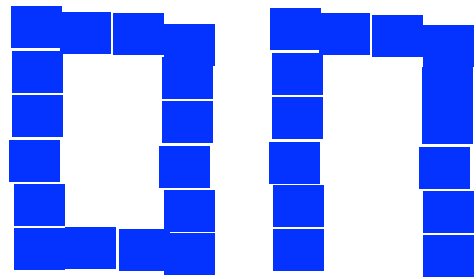
# TASK 17

Choose 3 words.  
Make each word  
with playdoh.



# TASK 18

Choose 3 words.  
Build each word  
with blocks.



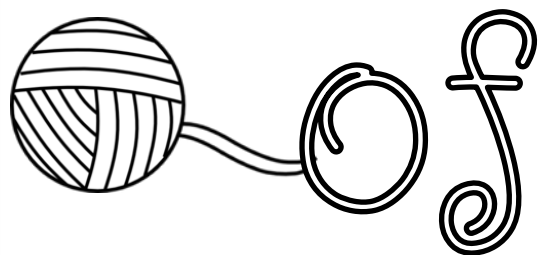
# TASK 19

Choose 3 words.  
Make each word in a  
sand tray with your  
finger.



# TASK 20

Choose 3 words.  
Make each word with  
yarn.



# giving credit where credit is due!



<http://www.teacherspayteachers.com/Store/Krista-Wallden>

<http://www.teacherspayteachers.com/Store/Cara-Carroll>

<http://www.teacherspayteachers.com/Store/Kimberly-Geswein-Fonts>

<http://www.teacherspayteachers.com/Store/Graphics-From-The-Pond>

<http://www.teacherspayteachers.com/Store/Pink-Cat-Studio>

<http://www.teacherspayteachers.com/Store/Teaching-In-The-Tongass>

<http://www.teacherspayteachers.com/Store/Teacher-Laura>

<http://www.teacherspayteachers.com/Store/Zip-a-dee-doo-dah-Designs>

Designs



# a big thank you to YOU!

Thank you so much for your purchase! I truly appreciate your business and will respond to any questions, comments, or concerns you have about this product via the TpT question form.

## Terms of Use

This pack is editable only in the event of error. If you find an error, please kindly let me know via the TpT question form and I will correct it ASAP.

This product was purchased for a single user. If you are interested in obtaining a multi-user license, please do so when you purchase the product. It is not okay to mass distribute this product without obtaining the correct number of licenses.

All educational activities found within this pack are the intellectual property of me, W. Abby Mullins © 2013. Please do NOT post this activity or any other products created by me on online sharing websites, such as wikis or school websites. If you have any questions about my Terms of Use, please contact me via the TpT question form.

Thanks! [www.theinspiredapple.blogspot.com](http://www.theinspiredapple.blogspot.com)